

\$28M PROPERTY IMPROVEMENT PROJECT

Lawrence Park Shopping Center

BROOMALL, PA



Lawrence Park Shopping Center

1991 SPROUL ROAD, BROOMALL, PA 19008



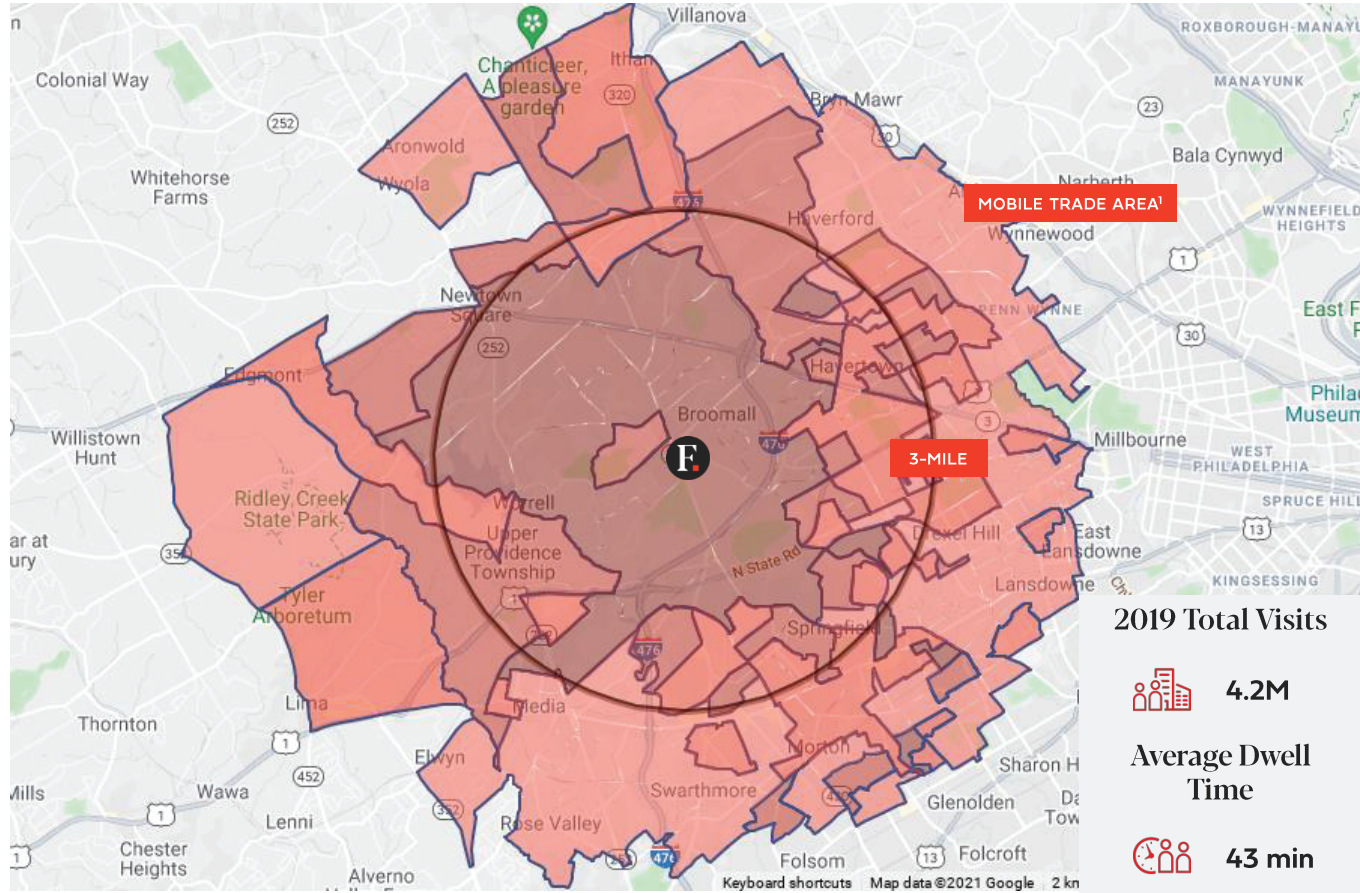
Highlights

COUNTY Delaware	METRO AREA -
TOTAL SF 374,000	ACRES 29
PARKING SPACES 1,377	CENTER TYPE Community

Located just off the Blue Route in suburban Philadelphia, this regional shopping destination is undergoing a multi-million dollar renovation to revamp the physical character of the property. Enhanced outdoor dining areas, improved streetscape appeal and added small shop retail will provide the community with a best-in-class shopping, dining and service experience.

Demographics

MOBILE TRADE AREA



2019 Total Visits

4.2M

Average Dwell Time

43 min

[1] Mobile trade area was calculated using cell phone data corresponding to the year 2019 due to the irregularity of 2020. The mobile trade area is a representation of the geographic area where the center's closest 70% of customers reside.

280.3K
Population

263.3K
Households

\$120.2K
Average HHI

\$352.3K
Ave Home Vale

42
Median Age

49%
College Educated

Lawrence Park Shopping Center

1991 SPROUL ROAD, BROOMALL, PA 19008



DEMOGRAPHICS

COMPETITIVE AERIAL

PROPOSED IMPROVEMENTS

SITEPLAN

Lawrence Park Shopping Center

1991 SPROUL ROAD, BROOMALL, PA 19008



NEW SMALL SHOP SPACE AVAILABLE



DEMOGRAPHICS

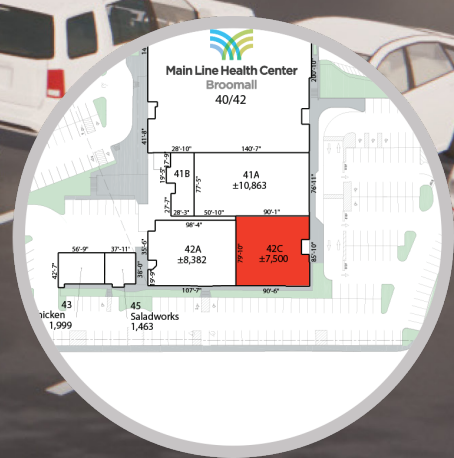
COMPETITIVE AERIAL

**PROPOSED
IMPROVEMENTS**

SITEPLAN

Lawrence Park Shopping Center

1991 SPROUL ROAD, BROOMALL, PA 19008



DEMOGRAPHICS

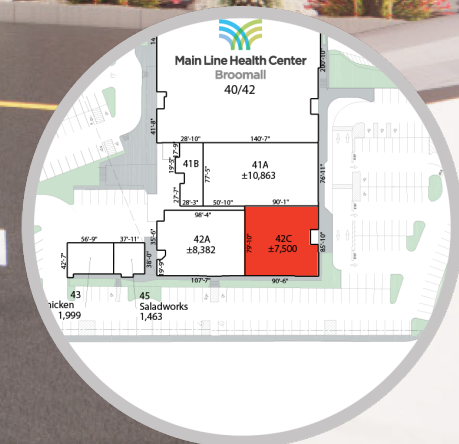
COMPETITIVE AERIAL

**PROPOSED
IMPROVEMENTS**

SITEPLAN

Lawrence Park Shopping Center

1991 SPROUL ROAD, BROOMALL, PA 19008



DEMOGRAPHICS

COMPETITIVE AERIAL

PROPOSED
IMPROVEMENTS

Lawrence Park Shopping Center

1991 SPROUL ROAD, BROOMALL, PA 19008



DEMOGRAPHICS

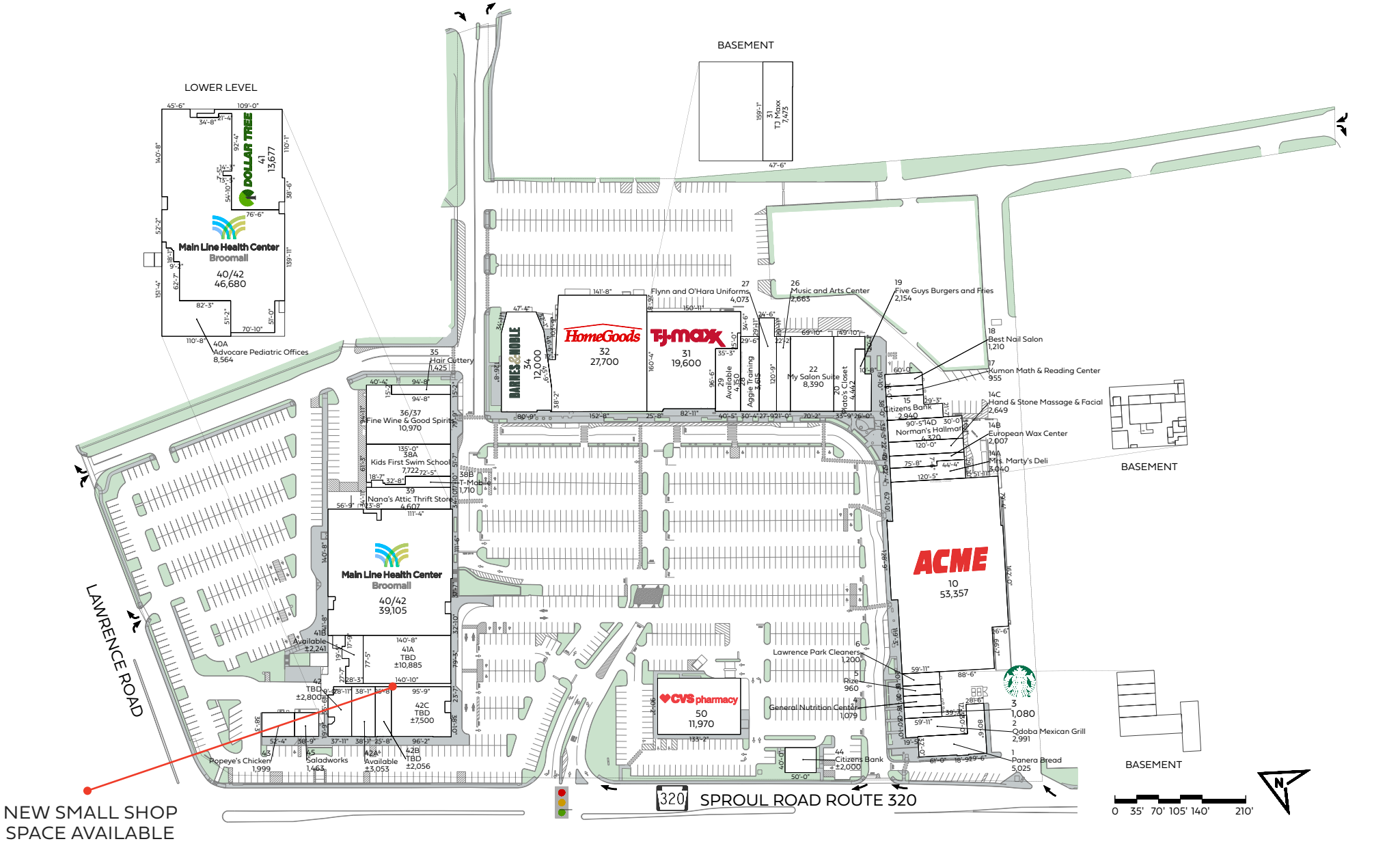
COMPETITIVE AERIAL

**PROPOSED
IMPROVEMENTS**

SITEPLAN

Lawrence Park Shopping Center

1991 SPROUL ROAD, BROOMALL, PA 19008



NEW SMALL SHOP SPACE AVAILABLE

DEMOGRAPHICS

COMPETITIVE AERIAL

PROPOSED IMPROVEMENTS

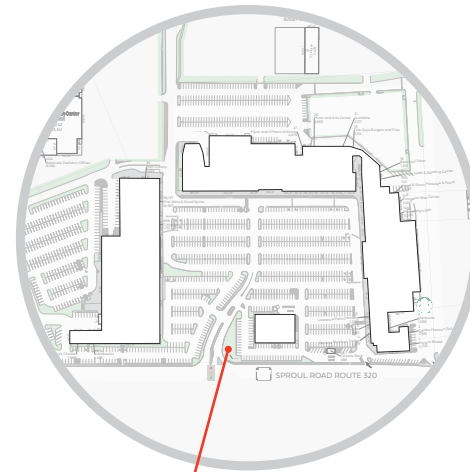
SITEPLAN

Lawrence Park Shopping Center

1991 SPROUL ROAD, BROOMALL, PA 19008



AVERAGE DAILY TRAFFIC - 33K



Pylon Improvements

Let's continue
the conversation.

James Dotson

jdotson@federalrealty.com

484.419.1218



[federalrealty.com](https://www.federalrealty.com)